


Zoiper5



wpisujemy login konta
10048123456789

This will usually look like 23d42a3542
or user@sip.example.com or
user@sip.example.com:5060

wpisujemy hasło, ustalone podczas rejestracji konta

Login


Create account

Username and password


If you already have a VoIP account, please enter your login credentials to the left.
Most often these are provided either by your VoIP provider, or by your system administrator for your office's IP PBX.

*we will try to automatically find the necessary configuration for your account. If such does not exist in our database, you'll be asked to enter specific details.

Zoiper5



For example K23XWkd23

 Login

Create account

Username and password

If you already have a VoIP account, please enter your login credentials to the left.
Most often these are provided either by your VoIP provider, or by your system administrator for your office's IP PBX.


*we will try to automatically find the necessary configuration for your account. If such does not exist in our database, you'll be asked to enter specific details.


Zoiper5

Fill in your hostname and select your provider from the list

sip.plfon.pl

This could also be called 'Domain', 'SIP server', 'Registrar' or 'SIP Proxy'. For example 'sip.example.com' or '123.21.123.32:5060'





Hostname


This could also be called 'Domain', 'SIP server', 'Registrar' or 'SIP Proxy'. For example 'sip.example.com' or '123.21.123.32:5060'. You can also just search for the name of your provider, maybe we know the settings. If not – you'll be able to set it up manually.

Zoiper5

Optional
Authentication and Outbound proxy

na tym etapie nie wypełniamy żadnych okienek, tylko zatwierdzamy SKIP

*If your VoIP provider or office PBX does not require these additional settings click '**Skip**' to continue



Authentication username

Not sure if you need this? Ask your VoIP provider or system administrator about the requirements for your office PBX.

Outbound proxy


This is typically not required. However, in some special environments it is needed for network access.

Zoiper5

Please wait, we are testing possible configurations

czekamy na zaktualizowanie się jednej z funkcji

<input type="radio"/> SIP TLS	PRO
<input checked="" type="radio"/> SIP TCP	Found
<input type="radio"/> SIP UDP	Untested
<input type="radio"/> IAX UDP	Not found



Success!

We have found some transport type(s) that are available for your configuration. The default ones marked with 'Recommended' are priority ordered based on the stability and security of said protocols. However, you are free to choose manually one of the options as the default transport type and save your configuration.

[Back](#) [Next](#)

Zoiper5

Accounts

SIP

✓ 10048| @sip.pf...

Add

Get Zoiper 5 PRO and use these advanced features for your account(s):

- Secured conversations - encryption /TLS, SRTP, ZRTP/
- Online status - Presence
- Voicemail
- Codecs priorities
- Instant Messaging

15:36 Hey there!
Hope I catch you in a good time.
Because it's perfect for me!

I can't seem to find yo

[Enable PRO](#)